

Supplementary material

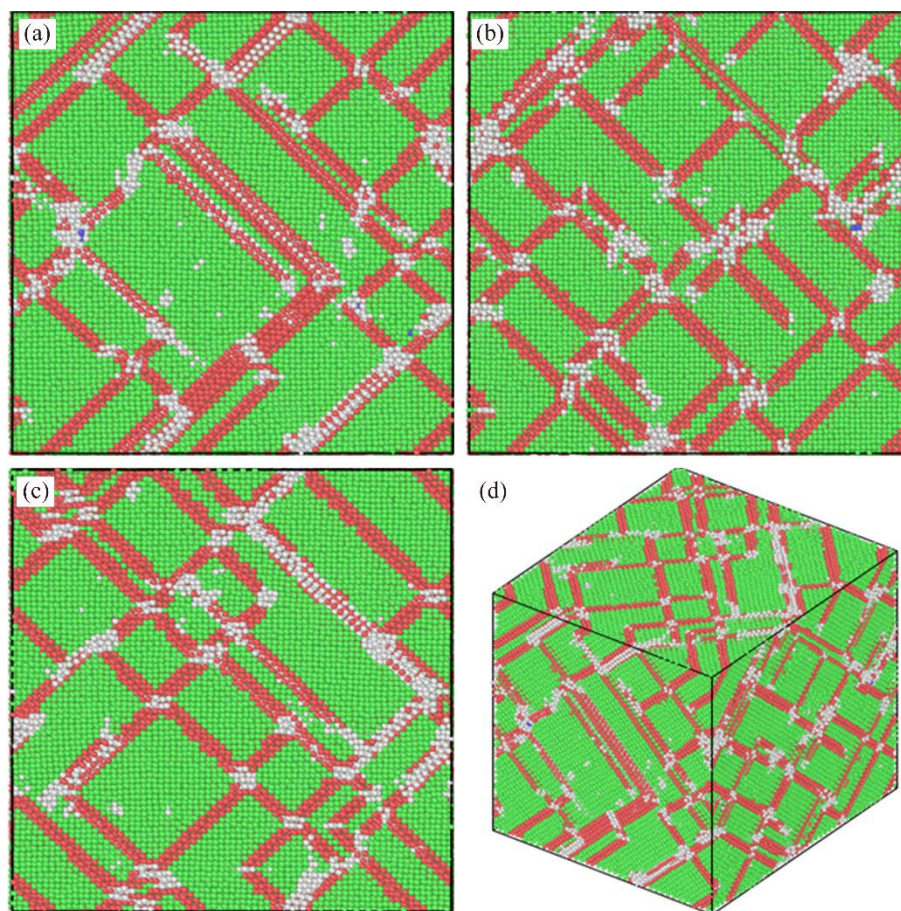


Figure S1 Simulation results of M0: (a) Observed from $[010]$ axis; (b) Observed from $[100]$ axis; (c) Observed from $[001]$ axis; (d) Perspective image




Figure S2 Simulation results of M1: (a) Observed from [010] axis; (b) Observed from [100] axis; (c) Observed from [001] axis; (d) Perspective image




Figure S3 Simulation results of M2: (a) Observed from [010] axis; (b) Observed from [100] axis; (c) Observed from [001] axis; (d) Perspective image




Figure S4 Simulation results of M4: (a) Observed from $[010]$ axis; (b) Observed from $[100]$ axis; (c) Observed from $[001]$ axis; (d) Perspective image

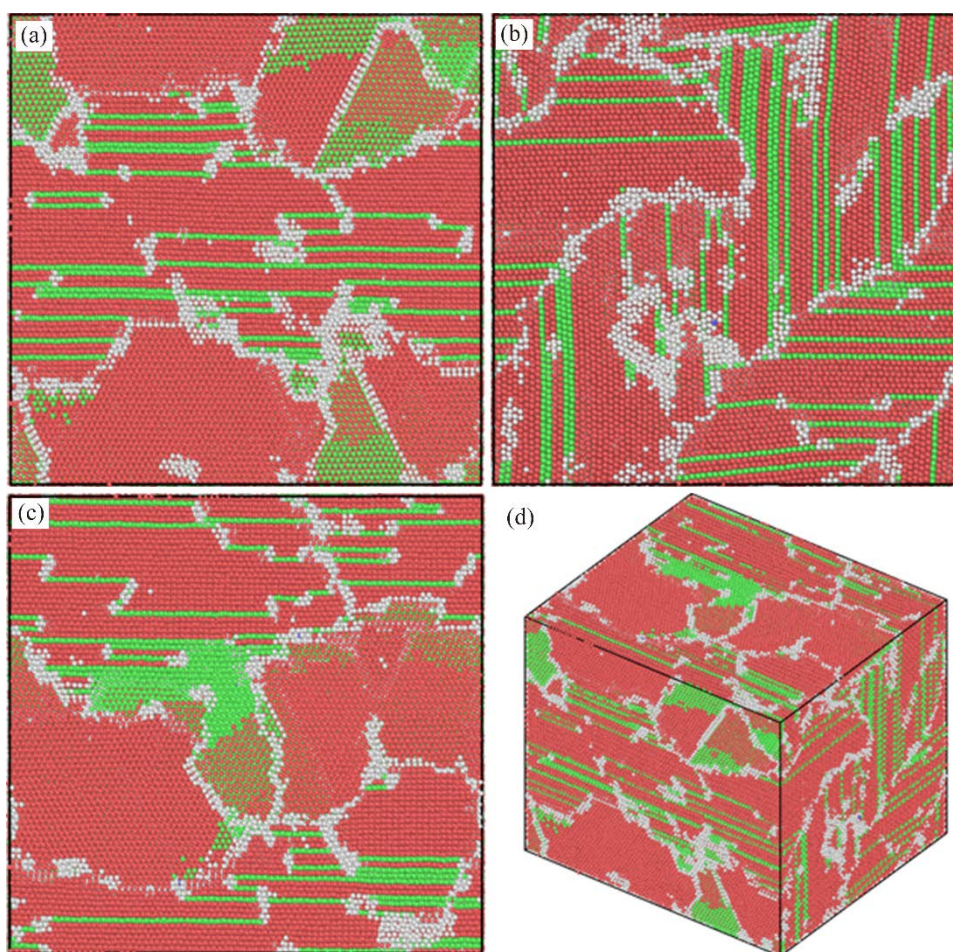


Figure S5 Simulation results of M5: (a) Observed from $[010]$ axis; (b) Observed from $[100]$ axis; (c) Observed from $[001]$ axis; (d) Perspective image




Figure S6 Simulation results of M6: (a) Observed from [010] axis; (b) Observed from [100] axis; (c) Observed from [001] axis; (d) Perspective image